

# How to buy ENJ on HitBTC

Enjin Coin(ENJ) will be initially trading on [HitBTC](#), [Tidex](#), [Coss](#), [EtherDelta](#), [Cryptopia](#) and [Livecoin](#). More exchanges will be announced further down the line.

**In this guide, we will be showing you how to buy Enjin Coin(ENJ) on HitBTC, for other exchanges, please read the guides for those exchanges.**



Values shown in this guide are not representative of the value of ENJ, and are for demonstration purposes only.

## Trading Pairs

You will be able to trade Enjin Coin(ENJ) with Bitcoin(BTC) or Ethereum(ETH) on HitBTC:

- [ENJ/ETH](#) (Unconfirmed)
- [ENJ/BTC](#) (Unconfirmed)

## 1. Getting an ERC20 compatible ETH wallet

You will need an ERC20 compatible ETH wallet to store your ENJ tokens. The compatible wallets we recommend are: Coinomi (Android), MyEtherWallet (Web), MetaMask (PC), Mist (PC), Parity (PC) and imToken (iOS & Android). If you are using any other wallet, make sure to check that they support all ERC20 token or that you have access to the private key (for exporting to a compatible wallet).



Here is our guide on how to create your wallet on MyEtherWallet:

[https://enjincoin.io/create\\_mew\\_wallet.pdf](https://enjincoin.io/create_mew_wallet.pdf)

## 2. Acquiring Ethereum (ETH) or Bitcoin (BTC)

You can purchase ETH with fiat currencies such as USD, Renminbi, etc., on any of the well-known cryptocurrency exchanges, such as:

- <https://www.coinbase.com/>
- <https://www.kraken.com/>
- <https://poloniex.com/>
- <https://cex.io/>

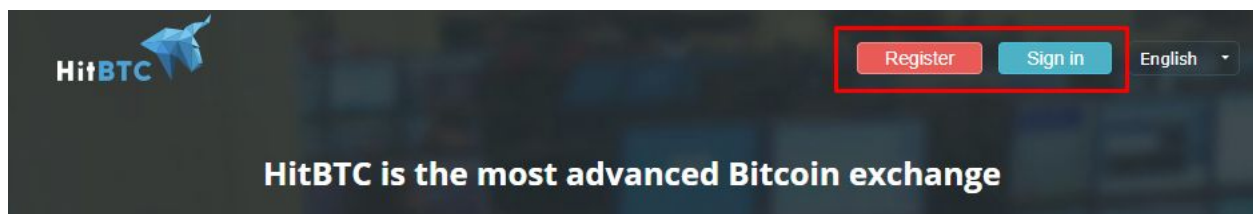
**You may need to provide proof of ID and proof of address before buying.**

Once you have brought ETH, you can send these to your ETH wallet or straight to your HitBTC exchange wallet once you have registered.

**Purchasing Bitcoin is similar but you will need a Bitcoin wallet instead of an Ethereum wallet.**

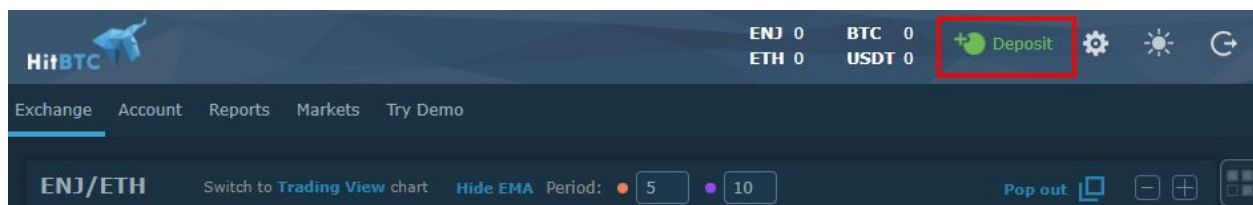
## 3. Register or login to your HitBTC account

Go to <https://hitbtc.com/> and, at the top, register for a HitBTC account or login to an existing account. When registering for an account, you will be sent an email to verify your account.

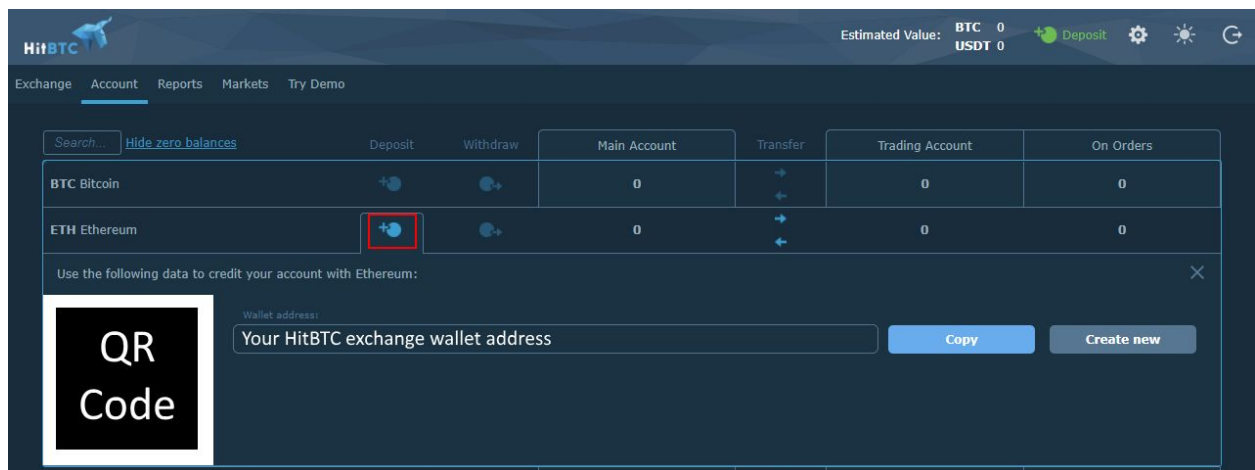


## 4. Deposit Ethereum or Bitcoin into your account

When logged into your account click the green “Deposit” button on the top right.

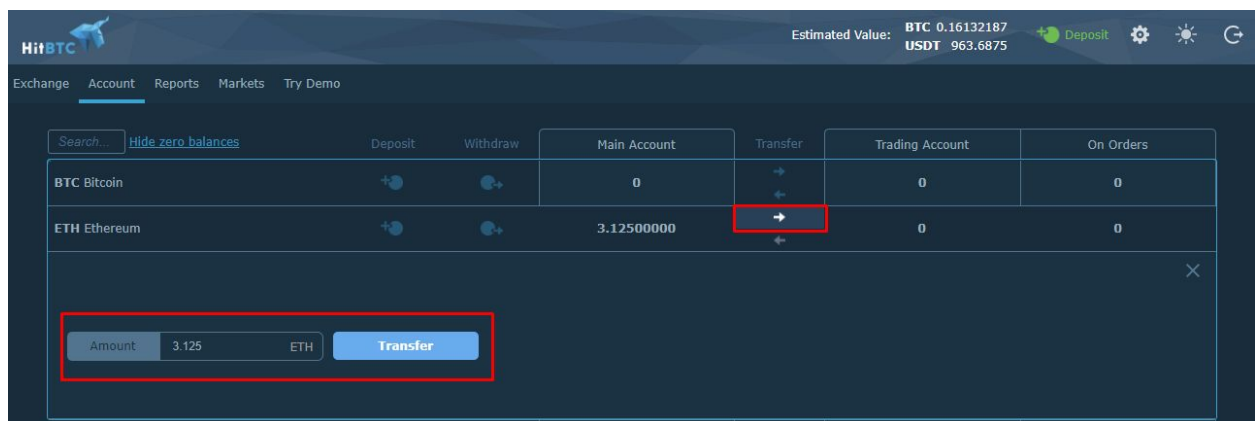


This will bring you to your account page. Click on the deposit button for ETH and you will be shown your exchange wallet address for ETH.



You will need to transfer a chosen amount of ETH to the wallet address provided to you. Once the transfer/transaction is successful, the amount should be credited in your "Main Account" (you may need to refresh).

You will then need to transfer a certain amount you want (or all) to your "Trading Account" by pressing the right arrow next to your "Main Account" balance.



**Depositing Bitcoin is similar but you will need to send to your BTC deposit address instead.**

**If you are depositing ENJ tokens DO NOT send the tokens to the ETH deposit wallet. You need to find the ENJ deposit wallet address.**

## 5. Buying ENJ with ETH or BTC

Go to [ENJ/ETH \(Unconfirmed\)](#) or [ENJ/BTC \(Unconfirmed\)](#), depending on if you deposited ETH or BTC. Go to the “Buy ENJ” section and click on the “Market” tab. You can enter the “Amount” of ENJ you wish to buy and it will automatically calculate an estimate price it will cost you.

**Buy ENJ**

Market Limit Stop Stop Limit

Balance 0 E  
Best ask 0.00049400 E

Amount 2120 E

Total 1.04728 E

You will approximately pay

**E 1.04832728**

Estimated best price E 0.00049400  
Fee 0.1% E 0.00104728

**Buy Market** on

**Sell ENJ**

Market Limit Stop Stop Limit

Good-Till-Cancelled

Balance 0 L  
Best bid 0.00048900 E

Amount E

Price E per 1

Total E

Fee 0.1% E  
Rebate 0.01% E

**Sell Limit** on

Once you have confirmed the amount and price you will pay, click on “Buy Market” at the bottom to initiate your transaction. When successful, you will be given a confirmation message. You can check your new balance on your “Account” page, <https://hitbtc.com/account>, click “Hide zero balances” to quickly see your balances.

Congratulations, you are now a proud owner of the ENJ token!